

**INNOVATIVE
COMFORTABLE
PRODUCTIVE**

REX4



REX4 F S GE GB GT V

4-080 • 4-090 • 4-100 • 4-110 • 4-120

Landini

Passion for Innovation.





LANDINI REX4, INNOVATIVE BY TRADITION

Sometimes innovation is so ground-breaking it becomes a revolution. With its innovative **REX4** tractor range, Landini sets a benchmark for specialist tractors around the world.

The Argo Tractors Group has always focused on the integration of resources and specialisation. A winning strategy, which has allowed the Group's design engineers to further refine the already innovative features of the REX range.

The new **REX4** introduces profound technical and functional improvements. Its ability to meet the most exacting demands of modern farming marks a breakthrough in the speciality tractor segments in terms of technologies, ergonomics, comfort, flexibility and design.

The **REX4** knows how to stand out: the sleek, dynamic lines of the bonnet, the Full LED lights seamlessly integrated into the front grill and the Lounge cab with its flat-deck platform give it an automotive look and feel. A contemporary design which reflects the very essence of Landini's mission: to offer maximum innovation, productivity and comfort, as per tradition.

REX4



HIGHLIGHTS

- Version with flat-deck platform cab. Platform low-deck version for a more comfortable working position.
- Superior finishes and ergonomic controls.
- Speed Four transmission: 4 speeds for 3 ranges, which become 4 with the Creeper, and mechanical or power reverse shuttle. Available: Hi-Lo (Power four); High-Medium-Low (T-Tronic); High-Medium-Low RoboShift with robotised control of the 3 gears under load and speeds.
- Besides the rigid-mounted type, a new front axle with suspension system is available as an option for all F, S and GT models.
- Widest choice of hydraulic circuit configurations in this segment, to provide bespoke solutions to the most diverse application needs of every farmer.
- New Deutz-AG Stage V / Tier4 Final engine, 2.9 litres, 4 cylinders and outputs from 75 to 112 HP.
- Open centre hydraulic circuit: double pump with 58 + 30 l/min or triple pump with 30 + 58 + 36 l/min. At 1,500 rpm it already delivers a flow rate of 54 l/min.
- New technological equipment: ISObus, DSM monitor, telemetry and ADS plus precision steering ready.

2 versions of **REX4** are available: Cab, with F, S, GT, V models; Platform, with F, GE, GB, GT models. The range offers a choice of transmissions and a variety of front and rear axles providing different wheelbase sizes, ground clearances and track widths. The series comes in 6 models to suit specific applications:

F model for traditional orchards: ideal for work in small and medium orchards.

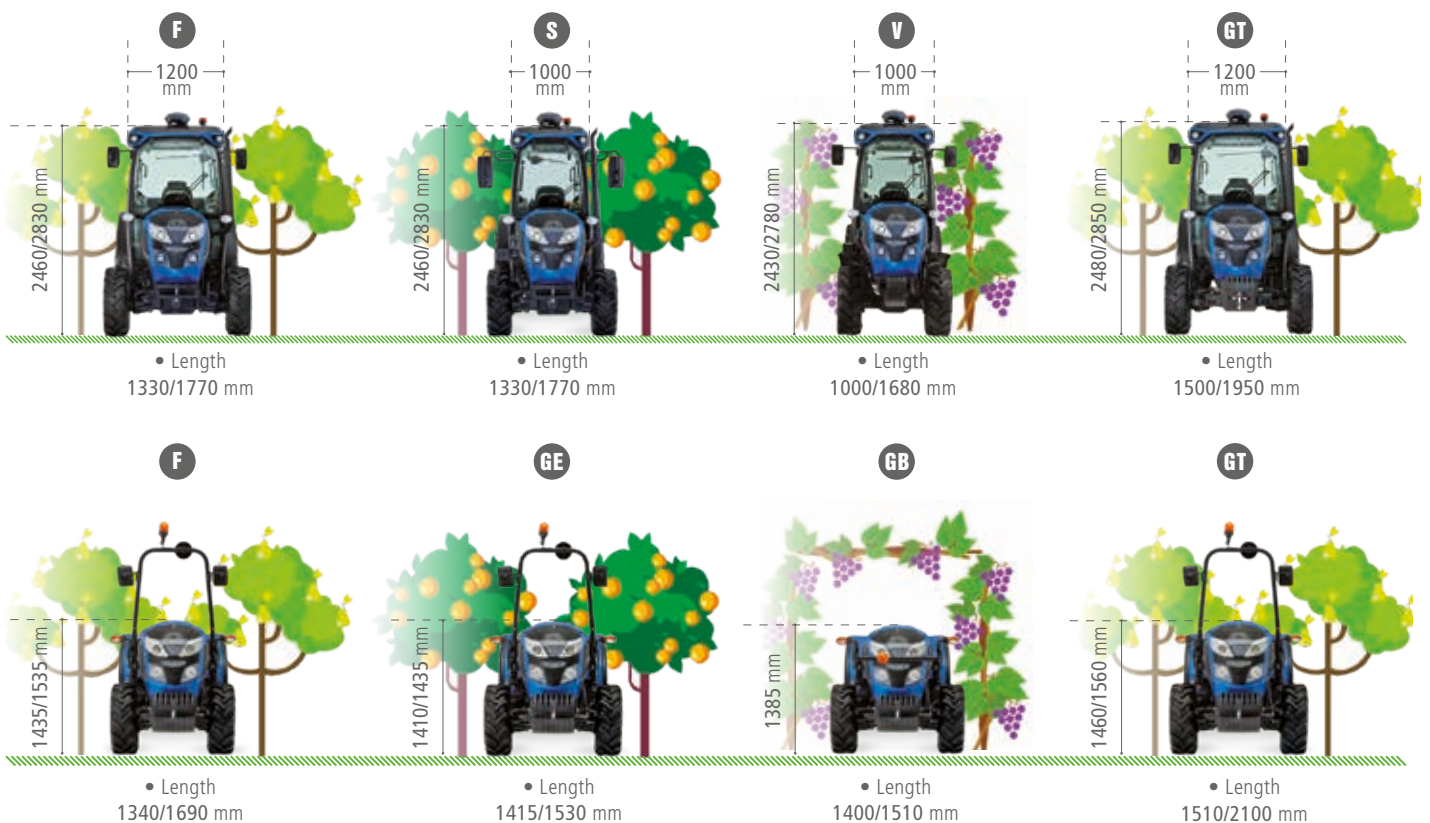
S Model, for narrow orchards and potted plants: it features the track width of the F model and the narrow cab of the V model.

GE Model for low orchards: perfect for moving under low-hanging row crop branches.

GB Model, Gran Basso: designed for cultivation under tents and in greenhouses.

GT Model for wide-row orchards: maximum comfort ideal for orchards with wide row orchards and open field work.

V Model, for vineyards: specific for working between the narrow rows of vineyards.





SATELLITE-BASED GUIDANCE

Higher accuracy, greater productivity.
page 24



ISOBUS

Easy and efficient implement management.
page 25



CAB

Total visibility, maximum comfort, Category 4 protection.
page 6



HYDRAULIC SYSTEM

Innovative, high-performing, configurable.
page 20



ENGINE

A Stage V soul.
page 28



SUSPENDED AXLE

Unmatched manoeuvrability and comfort.
page 18

EXHAUST

Emissions under control.
page 29

TRANSMISSION

Versatile and tailored to suit every need.
page 14

ELECTRONIC HITCH

Powerful and easy to use.
page 22





VISIBILITY



*From the cab
I have a complete field
of view, even on the implements.
And then the suspensions are fabulous,
it has a flat deck... for me it is really
comfortable. And the filter system?
Absolutely perfect! I can finally
carry out the treatments
in complete safety..*

Robert

LOUNGE CAB: ALL-ROUND VISIBILITY AND FIRST-CLASS COMFORT

The Lounge Cab is a true mobile office where working becomes fun. Its 4-post structure guarantees 360° all-round visibility. In addition, easy access thanks to the hinged doors at the rear, the clear flat-deck platform, adjustable operator driving seat, ergonomic controls, automotive inspired materials and air conditioning make this cab a perfect working environment whatever the season.

On the F and GT models, the outer cab width is 1,205 mm, whilst on the S and V models it is 1,000 mm.



MADE-TO-MEASURE DRIVING POSITION: MORE COMFORT, BETTER CONTROL, GREATER PRODUCTIVITY

The interior of the **REX4** Lounge Cab is inspired by the automotive industry to offer the operator a more comfortable driving and working environment. Here you have everything under control and within reach. The digital instrument panel keeps you constantly informed on the tractor performance; the telescopic tilt-adjustable steering column is designed to tilt with the dashboard; the driver's air suspension seat provides maximum seating comfort; the joystick and all control levers and pedals are ergonomically positioned for maximum ease of operation. These qualities guarantee greater comfort for the operator and better control of the work, resulting in increased productivity.

HIGHLIGHTS

- Four-post design for unmatched all-round visibility.
- Flat-deck platform for perfect comfort.
- Air-suspension seat, tilt-adjustable telescopic steering wheel.
- Ergonomically-arranged controls. Monitor support bar available, with adjustable stand.
- Automotive inspired set-up.
- Best-in-class heat and sound insulation.
- Category 4 protection for maximum operator safety during pesticide spraying.
- Suspended cab on Hydro-Silent Blocks. Suspension on mechanical spring-loaded shock absorbers is also available.



SUSPENDED AXLE AND CAB: COMFORT AND PRODUCTIVITY

The **REX4** Lounge Cab is suspended on Hydro-Silent Blocks. The F and GT models can be equipped with mechanical spring-loaded shock absorbers, with a vertical travel of up to 60 mm. On the F, S and GT models, the front axle can be suspended: vibration-proof solutions for a more comfortable working environment. Because Landini is well aware that more comfort means more productivity.

EXCELLENT CLIMATE CONTROL

A super efficient air conditioning system, located on the cab roof, creates an ideal working environment for every season of the year. The climate controls are conveniently integrated into the overhead console on the driver's left-hand side. Natural ventilation is ensured by the opening front and rear windscreens.

QUIETNESS AND SAFETY ON BOARD

The Lounge Cab features an excellent soundproofing and pressurisation system which creates a quiet and dust-free working environment. In addition, a Category 4 activated carbon filter protects the operator from contamination during the application of pesticides.





PLATFORM



MURGO WINERY

Landini is partner in excellence with the **Murgo** winery. Established in 1860, the **Murgo wine estate** is located on the slopes of the Mount Etna, where the fertile volcanic soil and a unique microclimate provide an ideal grape-growing environment. Native grape varieties, manual harvesting, low yields and careful attention to every step of the winemaking process create a complex wine with a unique character. The **Murgo estate** also produces citrus fruits and superior extra virgin olive oil obtained from Nocellara Etna olives, a cultivar from the Etna region that produces oils of great elegance. A strong commitment to environmental respect and the continuous pursuit of quality excellence have led the **Murgo** winery not only to adopt organic farming practices, but also to develop its own more stringent production and marketing specifications. On the volcanic slopes of the Mount Etna, tradition and innovation blend together shaping the history of the Murgo winery.



ROOMY OPEN PLATFORM FOR COMFORT AND EASE OF OPERATION

The **REX4** platform features an innovative design which combines beauty and functionality. The sleek, dynamic lines of the bonnet and the rounded profile of the fenders allow this tractor to easily work under low hanging row-crop orchard branches.

The end result is a spacious, comfortable and safe driving position ensuring exceptional all-round visibility, thereby maximising productivity.

PLAT

HIGHLIGHTS


- Spacious and comfortable platform mounted on Hydro-Silent Blocks.
- Ease of access to the driving position, obstacle-free.
- Maximum 360° all-round visibility.
- User-friendly and easy controls.
- GB model offers the lowest driving position in its class.
- All elements above the bonnet line can be folded away.

*The branches in my orchards are low, but my new **REX4** Platform doesn't seem to notice it... And then I also have a complete field of view, it is really comfortable and maintenance takes just a few seconds. What more could one ask for...*

William

MAXIMUM COMFORT AND LESS FATIGUE: ALL FOCUS IS ON THE OPERATOR

Wide platform, mounted on Hydro-Silent blocks, to reduce the stress rising from the ground; easy access to the driver's position; excellent space between the steering wheel and the seat; user-friendly controls: on the **REX4** model everything is designed to facilitate the operator's movements, reduce fatigue and guarantee maximum comfort.



FOLDING ROPS

The ROPS is equipped with pneumatic cylinders to aid raising and lowering of the frame.



EASIER MAINTENANCE

Swifter maintenance means reducing costs and, above all, achieving higher productivity. Landini knows this, and has studied a series of solutions to simplify these operations, reducing machine downtimes:

1. The fuse box is located in a central console compartment, protected by a practical one-click flap.
2. The electronic control unit box is installed behind the seat and is easy to access.
3. The clutch cable and reverse shuttle are easy to access for servicing, thanks to the removable panels on the side of the central tunnel.
4. Immediate access to components under the platform and electrical wiring, thanks to the central tunnel cover.
5. Easy access to the rear components, for servicing the spool valves and the hitch: by unscrewing the platform supports, the rear part can be raised by up to 50 mm without having to remove it.

REX4 GRAN BASSO, FOR THOSE WHO SET THEIR SIGHTS HIGH

The **REX4** GB Gran Basso is the ideal solution for cultivation with row-crops in tunnels, in greenhouses or with foliage hanging downwards, as in kiwi plantations. Its advantages include: the lowest driver's seat in its class; steering wheel and backrest below the bonnet line, with a steering wheel height of just 1,280 mm; folding ROPS and license plate holder.



EFFICIENT





BESPOKE TRANSMISSION, TO SUIT EVERY NEED

The **REX4** is equipped with a Speed Four transmission: 4 synchronised gears and 3 mechanical speed ranges, for a total of 12 FW + 12 RV. With the Creeper it reaches 16 FW + 16 RV. The Speed Four transmission is modular, so it can be customised with the following options:

- **Power Four**: 2 gears under High-Low load, 24 FW + 24 RV; with the Creeper: 32 FW + 32 RV.
- **T-Tronic**: 3 gears under High-Medium-Low load, 36 FW + 12 RV; with the Creeper: 48 FW + 16 RV.
- **RoboShift**: robotised gearbox, 36 FW + 12 RV; with the Creeper: 48 FW + 16 RV, for maximum comfort.

HIGHLIGHTS

I was recommended and chose the RoboShift transmission... Now I control everything from the joystick, without levers... I can concentrate more on my work and I can breathe better in the cab. I have to tell you: once you try it, there is no going back.

Frank

- RoboShift H-M-L transmission, with robotised control of the 3 gears under load and the 4 driving gears, using the electronic multifunction joystick.
- Reverse Power Shuttle, with electronic adjustment of engagement sensitivity.

ECO FORTY FOR REDUCED FUEL CONSUMPTION AND NOISE

In the fast range, the Eco Forty system installed in the standard version of the Power Four, T-Tronic and Robo-Shit transmissions, provides a top speed of 40 km/h at an engine speed of just 1,750 rpm, resulting in increased fuel economy and lower noise during relocation and road transport.

TRANSMISSION COMBINATIONS AVAILABLE FOR REX4 CAB

SYNCHRO SHUTTLE	12AV+12R
CREEPER + SYNCHRO SHUTTLE	16AV+16R
POWER FOUR + CREEPER + SYNCHRO SHUTTLE	32AV+32R
POWER SHUTTLE	12AV+12R
CREEPER + POWER SHUTTLE	16AV+16R
POWER FOUR + CREEPER + POWER SHUTTLE	32AV+32R
T-TRONIC + POWER SHUTTLE	36AV+12R
T-TRONIC + CREEPER + POWER SHUTTLE	48AV+16R

CHOICE OF MECHANICAL OR POWER REVERSE SHUTTLE AND DE-CLUTCH

The standard **REX4** is fitted with a mechanical reverse Synchro Shuttle. Optionally available is a Reverse Power Shuttle with automatic engagement and disengagement of the clutch and response modulation to suit operating conditions. This system protects the equipment and the tractor from restart shocks and ensures the operator maximum driving comfort. Transmissions equipped with the Reverse Power Shuttle are fitted with a De-Clutch button, located on the gear lever, to allow gear engagement without using the clutch pedal.



ROBOSHIFT ROBOTISED TRANSMISSION, ADVANTAGEOUS INNOVATION

The RoboShift transmission has a power-assisted gearbox on both the 3-gear H-M-L load and the Speed Four driving 4-gear versions. RoboShift is the transmission with the most advantages:

More Comfort: the RoboShift robotised gearbox is managed by the simple and practical multi-function joystick, providing extra Comfort.

More productivity: the RoboShift electronic gearbox allows the operators to choose between the extreme simplicity of working in manual mode, which allows them to manage the gearbox with two buttons, and the extreme comfort of working in automatic mode, which automatically identifies the best gear speed, leaving the operators free to concentrate on the work, to the advantage of productivity.



POWER TAKE-OFF AT 2 OR 4 SPEEDS

The power take-off is available with 2 different speeds: 540 / 540E or 540 / 1,000 rpm.

The PTO is also available in 4 speeds: 540 / 540E / 1,000 / 1,000E rpm.

An Auto PTO feature, available in combination with the electronic hitch, will automatically disengage and re-engage the PTO at three-point linkage heights set by the operator, giving the operator precise control of the implement during headland turns.

The **REX4** model can be equipped with a 1,000 rpm front PTO, fully integrated within the chassis, bringing advantages of robustness and compactness.




MODULATED PTO ENGAGEMENT FOR INCREASED OPERATOR COMFORT

A power-assisted button enables modulated engagement of the PTO. This smooth and modulated engagement avoids sudden engagement of the shaft for greater operator comfort.

AGILE

NARROW AXLE FOR V MODELS

For ease of steering, the V model is equipped with a high pivot narrow rigid axle with a minimum measurement of 1,000 mm overall.



SUSPENDED AXLE FOR UNMATCHED MANOEUVRABILITY

A front suspended axle system is optionally available for the F, S and GT in addition to the classic rigid axle option. This axle is equipped with a differential lock and oil bath disc brakes which, combined with the rear ones, ensure effective all-round braking on all 4 wheels. Manoeuvrability is excellent, with a steering angle of up to 55°.

The suspended axle, as opposed to the rigid version, allows the **REX4** to tackle extremely rough terrain by ensuring maximum traction on each wheel, as well as greater vehicle stability and manoeuvrability. It improves traction and handling in the field, and increases safety, speed and operator comfort on the road.



ELECTRO-HYDRAULIC LOCKS FOR PERFECT TRACTION

Traction is always perfect even on the roughest terrain, thanks to the electro-hydraulic four-wheel drive engagement and the simultaneous locking of the Hydra-Lock differentials. The practical Auto function allows the operator to enable the engagement and disengagement during headland turns and transportation.



WIDE CHOICE OF WHEELS, TO MEET ALL POSSIBLE NEEDS

The F and S versions are fitted with 24 or 28 inch rear tyres. For the GT version, 24-inch, extra-wide 28-inch and 30-inch oversized radii are also available, confirming its mixed vocation: wide orchards and open field.

The **REX4** can be equipped with reinforced rims for high speed generated by the high power, with an 8-position variable track. This solution allows operators to work with heavier loads and offers more stability during work activities and transport, whilst boosting productivity, comfort and safety.



VERSATILE

Landini



INNOVATIVE HYDRAULIC SYSTEM FOR MAXIMUM FLEXIBILITY

The new **REX4** hydraulic system is more flexible than ever before, to guarantee each and every farmer tailored solutions that meet their individual requirements.

The standard hydraulic system features a double pump that supplies 58 + 30 l/min to the rear hitch and the spool valves, and 30 l/min to the steering system. An optional 30 + 58 + 36 l/min triple pump is also available on request: the first two pumps are dedicated to the rear hitch and the rear and mid-mount spool valves and, by combining the flow rates, they reach a maximum capacity of 88 l/min, of which 54 l/min are already available at an engine speed of just 1,500 rpm; the third pump is independent and serves the steering circuit.

The hydraulic circuit configuration allows the use of up to 7 spool valves, 4 of which are mechanical or electro-hydraulic rear valves and 3 electro-hydraulic mid-mount valves.

The **REX4** can also be equipped with either a flow selector, with a diverter with 4 or 6 outputs, to control multiple elements with a single control system, or a flow diverter valve, to regulate the oil flow in the spool valves. In addition, it can also be equipped with hydraulic stabilisers, top link and right rod: 2 simple buttons manage their movements, for attaching implements or for adjustments during row-crop work.

HIGHLIGHTS

*I grow more than one crop at my farm and I have to carry out a variety of different processes, so I wanted the new tractor to be versatile. With the **REX4** I was able to configure the hydraulic circuit just as I wanted it... and I found that it is also very efficient: the fuel savings are evident.*

John

- Open centre hydraulic circuit: double pump with 58 + 30 l/min or triple pump with 30 + 58 + 36 l/min. Efficiency is improved thanks to the total service flow rate of 88 l/min.

THE USER-FRIENDLY HITCH MAKES THE WORK EASIER

Fingertip controls conveniently integrated into the right-hand panel provide easy and user-friendly control of the electronic hitch. In addition, the sensors located on the lower links of the three-point linkage allow optimum improvement of hitch sensitivity for maximum efficiency of the tractor-implement combination.

CONVENIENT HITCH CONTROLS ON FENDERS

The electronic hitch and PTO controls are located on the rear fenders making it easier to attach and control implements from the ground.



PRACTICAL QUICK COUPLINGS

The high-quality quick-release couplings, mounted on both the front and rear of the tractor, are easily accessible for convenient and fast operation.





A PRACTICAL JOYSTICK CONTROLS THE IMPLEMENTS

The front mid-mount control valves are controlled by a practical joystick which operates both front and mid-mount implements of the tractor. With the RoboShift transmission, a multi-function joystick controls the implements and transmission.



PRACTICAL AND POWERFUL REAR HITCH

The Category 2 mechanical or electronic 3-point rear hitch can lift 2,700 kg. The GT models can be optionally equipped with twin hydraulic cylinders to increase lift capacity up to 3,400 kg.

FRONT HITCH AND PTO FOR UNMATCHED VERSATILITY

The versatility of the **REX4** is maximised when equipped with the electronic hitch and front PTO fully integrated into the chassis for ultimate compactness and robustness. The Category 1 to Category 2 front hitch is equipped with quick-release couplings and lifts up to 1,700 kg. The electro-hydraulic engaged front PTO reaches a rotation of 1,000 rpm.



PRECISION



*I have adopted
the new Landini precision
steering and remote control systems.
They promised me advantages but
I never expected so many... my work
is much easier, I have everything under
control, I saved money and increased
productivity. The ideal choice,
I would say...*

Thomas

LANDINI IS THE LEADING PLAYER OF AGRICULTURE 4.0

Technological innovation improves working conditions, boosts productivity, and supports the environment. In line with this philosophy, Landini has prepared its tractors for Precision Farming strategies and Fleet Management monitoring. There are several advantages: ADS and satellite-based guidance provide unrivalled working precision; the ISObus system allows perfect management of implements, even in automatic mode; the telemetry system controls the fleet and analyses the data; the remote diagnostics system processes the signals remotely. Landini responds with actions not words: it guarantees more efficiency and more profitability, while at the same time providing more simplicity, more safety and more comfort.



ADVANCED DRIVING SYSTEM AND PRECISION STEERING: ALL-ROUND ADVANTAGES

Working row-crops is challenging, because handling both the driving and implements at the same time requires utmost attention. To ensure increased comfort and productivity, Landini has launched its own Advanced Driving System - ADS, an innovative technology that can be integrated with the precision steering system, which offers many advantages:

- > the new ADS precision steering system generates efficiency: the operator focuses 100% on his farming work, allowing the tractor to manage the driving trajectory automatically.
- > The ADS uses an automotive driving style increasing the rigidity of the steering wheel according to the increase in speed, making for smoother handling, automatically returning the wheels to the central position after a turn.
- > The ADS adapts the driving system according to the type of terrain, reducing external stress. What's more, it also lets you store wheel positions for slope and in-furrow operation.
- > The precision steering, connected to the satellite and possibly perfectly integrated within the ADS system, calculates the fastest and most effective routes.
- > Optimising the distance travelled in the field, reduces tractor and implement wear and saves fuel.
- > All driving information can be controlled from the 8.4" touch screen monitor.

The Landini Advanced Driving System makes working easier, boosts tractor efficiency and health and ensures higher efficiency and performance.

ISOBUS & ISOBUS GREEN, FOR EASIER AND MORE EFFICIENT WORK

Argo Tractors was awarded AEF ISObus certification in 2015. The ISObus system is the standard protocol that allows the on-board computer to communicate with the tractor and implements. All ISObus implements are easily and accurately managed via the 8.4" touch screen monitor to achieve greater operational efficiency and therefore increased productivity. Landini is the promoter of the innovative ISObus Green project, capable of applying ISObus to all the mechanical implements already in use on the farm and not equipped with a native ISObus system.



LANDINI FLEET & DIAGNOSTIC MANAGEMENT, TO CULTIVATE PROFIT

Innovative by tradition, Landini has prepared its tractor fleet for remote management and diagnostics. The Landini Fleet & Diagnostic Management system is designed to cut operating costs and boost efficiency and profitability, also thanks to more informed decisions based on reliable data. This advanced solution is based on 4 key focal points:

1. Fleet control: displays the position of the tractors and measures their efficiency using parameters such as speed, engine performance, average consumption and work progress.

2. Data analysis: quantifies the costs, productivity and performance of each machine, highlighting the profit for the company. This information is essential for forecasting and organising work plans.

3. Remote diagnostics and maintenance: the support service takes place in real time to adopt the most appropriate solutions and improve performance, reducing the machine downtimes and lengthening the life of the fleet.

4. The work data memory: defines the work areas and stores the activity data, for subsequent steps. This eliminates errors and maximises performance. Landini has always responded with actions, not words: the Landini Fleet & Diagnostic Management system allows the farmer to manage the fleet by making the most correct choices, to maintain perfect efficiency of the tractors, optimising the work whilst increasing profit margins.



A NEW HEART BEATS UNDER THE BONNET OF THE REX4: THE DEUTZ-AG TCD STAGE V ENGINE


The **REX4** is equipped with the state-of-the-art generation of Deutz-AG TCD Stage V, 2.9-litre, 4-cylinder engines from 75 to 112 HP, Turbo intercooler and Common Rail electronic injection. With a maximum power of between 1,500 and 2,000 rpm, these engines are outstandingly efficient: they deliver higher power, cut fuel consumption and offer greater versatility in use. The fuel tank capacity is 65 or 85 l, depending on the version. The fuel consumption is reduced to a minimum thanks to the passive generation of exhaust gas and the presence of the Engine Memo Switch, a device which allows the operator to store and recall the engine speed most suited to the implement used.

*The engine of my new **REX4** has proved to be efficient, there is no doubt about it. It's bold, it consumes less, it requires less maintenance... so it saves me time... and the Stage V system hidden under the bonnet gives me a clear working view.*

Richard

STAGE V ENGINES: CONTROLLED EMISSIONS

Landini **REX4** complies with Stage V emission standards with innovative technologies: a passive regeneration DPF particulate filter; a DOC oxidation catalyst; the SCR selective catalyst reduction system for models with over 75 HP; and a 7.5 l AdBlue tank, with quick top-up system. These exhaust gas processing systems are located under the bonnet, without front or side encumbrance, and without increasing the height, to ensure maximum compactness of the tractor and to preserve all-round visibility during work.





QUICK MAINTENANCE TO GET YOU BACK UP AND RUNNING

The **REX4** is a cornerstone when it comes to reliability and productivity. This is seen in the countless solutions designed to simplify and speed up maintenance:

1. Much longer servicing intervals: increased to 1,000 hours.
2. The bonnet opens completely and the side panels can be removed to provide easy access to the engine compartment for quick servicing and maintenance interventions.
3. The oil filler cap with the dipstick is positioned in the lower part of the engine, so topping up of engine oil can be done without opening the bonnet.
4. The engine intake filter is positioned in such a way as to facilitate cleaning and replacement.
5. The radiators, fitted at the front of the engine, and the laterally-removable dust cover allow simple, fast and thorough cleaning.
6. Easy access to the front remote battery positive pole, to speed up any jump starts required with the help of cables.
7. Topping up with AdBlue is quick and easy, thanks to the flap door on the new bonnet and the special cap that allows topping up without it being unscrewed.
8. The air filters, fitted on the side of the cab roof, are easy to access and protected by quick-release grids for quick and easy maintenance.
9. Oil level in the transmission can be conveniently checked through the oil filler cap with dipstick placed on the tractor axle.







GENUINE LANDINI PARTS, THE BEST PRODUCTIVITY COMPONENTS

Your Landini works extremely hard, yet it always looks brand new: with genuine Landini parts, time seems to stand still. The genuine parts, an integral part of the scheduled maintenance and extended warranty, are manufactured by those who know the tractor because they designed and made it, in accordance with the highest quality standards to ensure ultimate performance and safety. There are several advantages:

- > Parts are always shipped within 24 hours of receiving the order.
- > Every component has a 12-month warranty, and a tamper-proof hologram that guarantees both its quality and authenticity.
- > Landini parts are reliable and cost-effective, hence improving performance, ensuring maximum productivity and protecting the value of your tractor.

Genuine Landini parts are manufactured using all our extensive design and engineering experience: choosing Landini means choosing no-compromise quality.







PASSION FOR INNOVATION, SINCE 1884

Giovanni Landini had a dream: to change the history of farming forever by bringing the power of machines into the fields. He pursued his goal with great determination and, in 1884, he finally realised his dream by founding the Landini company. This attitude towards design and production innovation is the quality that has distinguished Landini throughout its many years of tradition. A history characterised by deep human commitment, which, over the years, has become the authentic relationship between the Company and its people.

In 1994 Landini joined the Argo Industrial Group. The acquisition enabled the brand to expand its international presence worldwide with a network of subsidiaries and distributors. Giovanni Landini's dream was to make farm work less tiring and more productive for every farmer. This dream is still alive today, as our quality of life is closely linked to the quality of agricultural production.

REX4 CAB

	REX 4-080 F-S-V-GT	REX 4-090 F-S-V-GT	REX 4-100 F-S-V-GT	REX 4-110 F-S-V-GT	REX 4-120 F-S-V-GT	
ENGINE						
Manufacturer	Deutz AG					
Model	TCD 2.9 L4 HT	TCD 2.9 L4 HP				
Rated power (ISO)	hp/kW	75 / 55	79 / 58	86 / 63	95 / 70	105 / 77
Max power (ISO)	hp/kW	75 / 55	90 / 66	95 / 70	102 / 75	112 / 82
Rated engine speed	rpm	2200				
Max power engine speed	rpm	1500	1700	1700	1800	2000
Max torque	Nm	375	378	400	410	420
Max torque engine speed	rpm	1600				
Torque backup	%	56.0	50.0	46.3	34.9	25.7
Displacement	cm ³	2900				
Cylinders / Valves		4 TA / 8				
Emissions category		Stage V / Tier IV				
After-treatment system		EGR + DOC + DPF	EGR + DOC + DPF + SCR			
Air filter system		Power Core				
Air intake system		turbo aftercooled				
Fuel injection system		electronically-controlled high-pressure common rail				
Maintenance interval		1000 hours				
Cooling system		liquid				
Fan type		○ viscostatic				
Engine Memo Switch		●				
CAPACITIES						
Fuel tank	l	80 (F) / 60 (S-V) / 85 (GT)				
AdBlue / DEF tank	l	-	7.5			
Coolant tank	l	5				
TRANSMISSION						
Type		● Speed Four - ○ Power Four (Hi-Lo) / T-Tronic (HML) / RoboShift (HML)				
No. of gears FWD+REV		● 12+12 - ○ 16+16 creeper / 24+24 Hi-Lo / 32+32 Hi-Lo+creeper / 36+12 HML / 48+16 HML+creeper				
Minimum speed	m/h	300 (F) / 280 (S-V) / 340 (GT)				
ECO engine speed at 40 km/h	rpm	○ 1750 (w/Hi-Lo/HML)				
Transmission control		● manual (Speed Four / Power Four / T-Tronic) ○ robotised with multifunction joystick (RoboShift)				
Reverse shuttle		● mechanical synchro shuttle - ○ electrohydraulic RPS with modulation control				
FRONT AND REAR AXLES						
Front axle		● rigid - ○ suspended (F-S-GT)				
Traction		4WD with electrohydraulic engagement				
Front differential lock		● limited slip (F-S-GT w/rigid front axle) / Hydralock (V) - ○ Hydralock (rigid / suspended)				
REAR PTO						
Type		● servoassisted clutch - ○ electrohydraulic multidisc clutch (w/RPS)				
Speeds	rpm	● 540-540E - ○ 540-1000 / 540-540E-1000-1000E / ground speed PTO				
Engine speeds at rated PTO speeds	rpm	1944 (540) / 1628 (540E) / 1917 (1000) / 1621 (1000E)				
Rotation - spline shaft type		clockwise (viewed from tractor rear) - 1-3/8" PTO shaft with 6 splines				
Auto PTO		○ w/electronic rear hitch				
BRAKING SYSTEM						
Front braking system		- (V) ○ wet multidisc brakes (w/Hydralock front axle)				
Rear braking system		wet multidisc brakes				
Parking brake		mechanical				
Trailer braking system		○ hydraulic brake as per MR & EEC directives / hydraulic brake as per CUNA regulations				
HYDRAULIC SYSTEM						
Circuit type - pump type		● open-centre - dual pump - ○ open-centre - triple pump				
Flow rate hitch & remotes + steering	l/min	● 58+30 - ○ 30+58+36 (88 available for front and rear hitch & remotes)				
Rear remote valves		● 2 mechanical - ○ 3 mechanical / 3 mechanical + 1 electrohydraulic / 4 electrohydraulic				
Mid-mounted remote valves		○ 1 electrohydraulic / 3 electrohydraulic				

TECHNICAL DATA

Front quick couplings		○ 2 + 1 free flow return / 4 + 2 free flow return / 6 + 2 free flow return / 8 + 2 free flow return
Free flow oil return		●
Flow diverter w/flow selector		○ 2 / 3 sections
Hydraulic oil take-out capacity	l	● 25 - ○ 30 (w/RPS)
REAR HYDRAULIC HITCH		
Type		● mechanical with position/draft/mixed control ○ electronic with position/draft/mixed control
Category - coupler type		● Cat. 2 - fixed ball ends - ○ Cat. 2 - quick hooks w/mechanical or hydraulic top link
ELS Ergonomic Lift System		○ for mechanical rear hitch
Max lift capacity at hitch points	kg	● 2700 - ○ 3400 (GT w/assistor rams)
FRONT HYDRAULIC HITCH		
Type		○ electrohydraulic
Category - coupler type		Cat.1/2/2N - quick hooks
Max lift capacity at hitch points	kg	1700 (F-S-GT) / 1400 (V)
FRONT PTO		
Type		- (V) ○ electrohydraulic multidisc with modulated engagement (F-S-GT)
Speeds	rpm	1000
Engine speeds at rated PTO	rpm	1800
Rotation - spline shaft type		counter-clockwise (viewed from tractor front) - 1-3/8" PTO shaft with 6 splines
DRIVING POSITION		
Cab type		○ high-visibility 4-post monocoque cab w/flat floor and opening front and rear windows
Cab suspension		● suspended on Hydro silent blocks - ○ mechanical suspension with dampers (F-GT)
In-cab noise level	dB(A)	73
Cab air filter - filtration category		● dust filter - Cat.2 - ○ active carbon filter - Cat.4
Air conditioning		● manual A/C - ○ automatic A/C w/Cat. 4 filtration
Radio system		● radio ready - ○ DAB radio and sound system
Lights		● halogen driving and working lights - ○ LED driving and working lights
Beacon light		○ halogen / LED
ON-BOARD TECHNOLOGY		
Front / rear ISObus connector		○ front and rear ISObus socket
EazySteer		○ w/Advanced Driving System (ADS)
Fleet management		● Landini Fleet Management ready - ○ 3- or 5-year subscription / 3- or 5-year subscription w/remote diagnostics
WEIGHTS AND DIMENSIONS		
Wheelbase	mm	2140 (F-S-GT) / 2190 (V)
Height from top of cab to rear axle centre	mm	1875 (Cat.2) / 1930 (Cat.4)
Height from top of hood to rear axle centre	mm	825 (885 at hood top point)
Min-max overall width	mm	1330-1770 (F) / 1330-1770 (S) / 1000-1680 (V) / 1500-1950 (GT)
Min rear tyres - Index Radius (IR)	mm	380/70R24 - 575 (F-S) / 360/70R20 - 500 (V) / 420/70R24 - 600 (GT)
Max rear tyres - Index Radius (IR)	mm	420/70R28 - 650 (F-S) / 360/70R28 - 600 (V) / 420/70R30-480/70R28 - 675 (GT)
Shipping weight	kg	2900 - 3250 (GT)
Gross vehicle weight	kg	5250
Mounting frame for front- and mid-mount implements		● chassis with integrated mounting frame for front- and mid-mount implements ○ supports for mid-mount implements
Front weights support		built-in
Front weights	kg	○ 6x28 / 8x28 / 4x42 / 8x42 (F-S) - ○ 6x36 / 8x36 (GT) - ○ 6x28 (V)
Rear weights	kg	○ 2x45 (1 x wheel) / 4x45 (2 x wheel)

Key: ● standard ○ option - not available

REX4 PLATFORM

	REX 4-080 F-GE-GB-GT	REX 4-090 F-GE-GB-GT	REX 4-100 F-GE-GB-GT	REX 4-110 F-GE-GB-GT	REX 4-120 F-GE-GB-GT
ENGINE					
Manufacturer	Deutz AG				
Model	TCD 2.9 L4 HT	TCD 2.9 L4 HP			
Rated power (ISO)	hp/kW 75 / 55	79 / 58	86 / 63	95 / 70	105 / 77
Max power (ISO)	hp/kW 75 / 55	90 / 66	95 / 70	102 / 75	112 / 82
Rated engine speed	rpm	2200			
Max power engine speed	rpm	1500	1700	1700	1800
Max torque	Nm	375	378	400	410
Max torque engine speed	rpm	1600			
Torque backup	%	56.0	50.0	46.3	34.9
Displacement	cm ³	2900			
Cylinders / Valves		4 TA / 8			
Emissions category		Stage V / Tier IV			
After-treatment system	EGR + DOC + DPF	EGR + DOC + DPF + SCR			
Air filter system		Power Core			
Air intake system		turbo aftercooled			
Fuel injection system		electronically-controlled high-pressure common rail			
Maintenance interval		1000 hours			
Cooling system		liquid			
Fan type		○ viscostatic			
Engine Memo Switch		●			
CAPACITIES					
Fuel tank	l	65 (F-GE-GB) / 70 (GT)			
AdBlue / DEF tank	l	-	7.5		
Coolant tank	l	5			
TRANSMISSION					
Type		● Speed Four - ○ Power Four (Hi-Lo) / T-Tronic (HML)			
No. of gears FWD+REV		● 12+12 - ○ 16+16 creeper / 24+24 Hi-Lo / 32+32 Hi-Lo+creeper / 36+12 HML / 48+16 HML+creeper			
Minimum speed	m/h	300 (F) / 280 (GE-GB) / 340 (GT)			
ECO engine speed at 40 km/h	rpm	○ 1750 (w/Hi-Lo/HML)			
Transmission control		manual			
Reverse shuttle		● mechanical synchro shuttle - ○ electrohydraulic RPS with modulation control			
FRONT AND REAR AXLES					
Front axle		● rigid - ○ suspended (F-GT)			
Traction		4WD with electrohydraulic engagement			
Front differential lock		● limited slip (rigid) - ○ Hydralock (rigid / suspended)			
REAR PTO					
Type		● servoassisted clutch - ○ electrohydraulic multidisc clutch (w/RPS)			
Speeds	rpm	● 540-540E - ○ 540-1000 / 540-540E-1000-1000E / ground speed PTO			
Engine speeds at rated PTO speeds	rpm	1944 (540) / 1628 (540E) / 1917 (1000) / 1621 (1000E)			
Rotation - spline shaft type		clockwise (viewed from tractor rear) - 1-3/8" PTO shaft with 6 splines			
Auto PTO		○ w/electronic rear hitch			
BRAKING SYSTEM					
Front braking system		○ wet multidisc brakes (w/Hydralock front axle)			
Rear braking system	l/min	wet multidisc brakes			
Parking brake		mechanical			
Trailer braking system		○ hydraulic brake as per MR & EEC directives / hydraulic brake as per CUNA regulations			
HYDRAULIC SYSTEM					
Circuit type - pump type		● open-centre - dual pump - ○ open-centre - triple pump w/total flow availability for hitch and remotes			
Flow rate hitch & remotes + steering	l/min	● 58+30 - ○ 30+58+36 (88 available for front and rear hitch & remotes)			
Rear remote valves		● 2 mechanical - ○ 3 mechanical / 3 mechanical + 1 electrohydraulic / 4 electrohydraulic			
Mid-mounted remote valves		○ 1 electrohydraulic / 3 electrohydraulic			
Front quick couplings		○ 2 + 1 free flow return / 4 + 1 free flow return			
Free flow return		●			

TECHNICAL DATA

Flow diverter w/flow selector		○ 2/3 sections
Hydraulic oil take-out capacity	l	● 25 - ○ 30 (w/RPS)
REAR HYDRAULIC HITCH		
Type		● mechanical with position/draft/mixed control ○ electronic with position/draft/mixed control
Category - coupler type		● Cat. 2 - fixed ball ends - ○ Cat. 2 - quick hooks w/mechanical or hydraulic top link
ELS Ergonomic Lift System		○ for mechanical rear hitch
Max lift capacity at hitch points	kg	● 2700 - ○ 3400 (GT w/assistor rams)
FRONT HYDRAULIC HITCH		
Type		○ electrohydraulic (F-GE-GT)
Category - coupler type		Cat. 1/2/2N - quick hooks
Max lift capacity at hitch points	kg	1700
FRONT PTO		
Type		○ electrohydraulic multidisc with modulated engagement (F-GE-GT)
Speeds	rpm	1000
Engine speeds at rated PTO speeds	rpm	1800
Rotation - spline shaft type		counter-clockwise (viewed from tractor front) - 1-3/8" PTO shaft with 6 splines
DRIVING POSITION		
Cab type		○ low-profile 6-post cab with 228mm high central tunnel and opening rear window
Cab suspension		suspended on Hydro silent blocks
Cab air filter - filtration category		● dust filter - Cat.2 - ○ active carbon filter - Cat.4
Air conditioning		● manual A/C - ○ automatic A/C w/Cat. 4 filtration
Radio system		○ radio ready / DAB radio and sound system
Platform type		● ROPS w/228mm high central tunnel
Platform suspension		suspended on silent blocks
Lights		● halogen driving and working lights - ○ LED driving and working lights
Beacon light		○ halogen / LED
ON-BOARD TECHNOLOGY		
Front / rear ISOBus connector	mm	○ front and rear ISOBus socket
Fleet management	mm	● Landini Fleet Management ready - ○ 3- or 5-year subscription / 3- or 5-year subscription w/remote diagnostics
WEIGHTS AND DIMENSIONS		
Wheelbase	mm	2140
Height from top of ROPS to rear axle centre	mm	1710
Height from top of cab to rear axle centre	mm	1500
Height from top of hood to rear axle centre	mm	825 (885 at hood top point)
Min-max overall width	mm	1340-1690 (F) / 1415-1530 (GE) / 1400-1510 (GB) / 1510-2100 (GT)
Min rear tyres - Index Radius (IR)	mm	380/70R24 - 575 (F) / 360/70R24 - 525 (GE) / 360/70R20 - 500 (GB) / 420/70R24 - 600 (GT)
Max rear tyres - Index Radius (IR)	mm	420/70R28 - 650 (F) / 360/70R24 - 550 (GE) / 360/70R20 - 500 (GB) 420/70R30-480/70R28 - 675 (GT)
Shipping weight	kg	2800
Gross vehicle weight	kg	5250
Mounting frame for front- and mid-mount implements		● chassis with integrated mounting frame for front- and mid-mount implements ○ supports for mid-mount implements
Front weights support		built-in
Front weights	kg	○ 6x28 / 8x28 / 4x42 / 8x42 (F-GE-GB) - ○ 6x36 / 8x36 (GT)
Rear weights	kg	○ 2x45 (1 x wheel) / 4x45 (2 x wheel)

Key: ● standard ○ option - not available



Landini®

Passion for Innovation.

